



Location: CMA1b - Oil St Community Liaison Centre

Report on 24-hour TSP monitoring

Action Level ( $\mu\text{g}/\text{m}^3$ ) - 176.7

Limit Level ( $\mu\text{g}/\text{m}^3$ ) - 260

| Date      | Sampling Time | Weather Condition | Filter paper no. | Filter Weight, g |        | Elapse Time, hr |        | Sampling Time, hr | Flow Rate, $\text{m}^3/\text{min}$ |                 |         | Total Volume, $\text{m}^3$ | TSP Level, $\mu\text{g}/\text{m}^3$ |
|-----------|---------------|-------------------|------------------|------------------|--------|-----------------|--------|-------------------|------------------------------------|-----------------|---------|----------------------------|-------------------------------------|
|           |               |                   |                  | Initial          | Final  | Initial         | Final  |                   | Initial, $Q_{si}$                  | Final, $Q_{sf}$ | Average |                            |                                     |
| 1-Feb-12  | 8:00          | Sunny             | 001993           | 2.7360           | 2.9081 | 441.12          | 465.11 | 23.99             | 1.22                               | 1.20            | 1.21    | 1740                       | 99                                  |
| 7-Feb-12  | 8:00          | Cloudy            | 002005           | 2.7433           | 2.8904 | 468.11          | 492.11 | 24.00             | 1.24                               | 1.28            | 1.26    | 1816                       | 81                                  |
| 16-Feb-12 | 8:00          | Cloudy            | 002054           | 2.7899           | 2.9224 | 507.76          | 531.75 | 23.99             | 1.24                               | 1.24            | 1.24    | 1790                       | 74                                  |
| 18-Feb-12 | 8:00          | Cloudy            | 002084           | 2.8032           | 3.0632 | 531.75          | 555.74 | 23.99             | 1.29                               | 1.27            | 1.28    | 1838                       | 141                                 |
| 24-Feb-12 | 8:00          | Cloudy            | 002173           | 2.7512           | 2.9340 | 558.14          | 582.73 | 24.59             | 1.24                               | 1.15            | 1.19    | 1762                       | 104                                 |

\* Due to lack of electricity supply, the 24 hr-TSPs were rescheduled from 13 Feb 2012 to 16 Feb 2012

Report on 1-hour TSP monitoring

Action Level ( $\mu\text{g}/\text{m}^3$ ) - 320.1

Limit Level ( $\mu\text{g}/\text{m}^3$ ) - 500

| Date      | Sampling Time | Weather Condition | Filter paper no. | Filter Weight, g |        | Elapse Time, hr |        | Sampling Time, hr | Flow Rate, $\text{m}^3/\text{min}$ |                 |         | Total Volume, $\text{m}^3$ | TSP Level, $\mu\text{g}/\text{m}^3$ |
|-----------|---------------|-------------------|------------------|------------------|--------|-----------------|--------|-------------------|------------------------------------|-----------------|---------|----------------------------|-------------------------------------|
|           |               |                   |                  | Initial          | Final  | Initial         | Final  |                   | Initial, $Q_{si}$                  | Final, $Q_{sf}$ | Average |                            |                                     |
| 2-Feb-12  | 8:08          | Sunny             | 002103           | 2.7861           | 2.7930 | 465.11          | 466.11 | 1.00              | 1.20                               | 1.20            | 1.20    | 72                         | 96                                  |
| 2-Feb-12  | 9:14          | Sunny             | 002110           | 2.8120           | 2.8205 | 466.11          | 467.11 | 1.00              | 1.15                               | 1.15            | 1.15    | 69                         | 123                                 |
| 2-Feb-12  | 10:20         | Sunny             | 002105           | 2.7811           | 2.7909 | 467.11          | 468.11 | 1.00              | 1.10                               | 1.10            | 1.10    | 66                         | 148                                 |
| 8-Feb-12  | 8:45          | Cloudy            | 001970           | 2.8002           | 2.8116 | 492.11          | 493.11 | 1.00              | 1.25                               | 1.25            | 1.25    | 75                         | 152                                 |
| 8-Feb-12  | 9:50          | Cloudy            | 001972           | 2.7643           | 2.7727 | 493.11          | 494.11 | 1.00              | 1.25                               | 1.25            | 1.25    | 75                         | 112                                 |
| 8-Feb-12  | 10:53         | Cloudy            | 001974           | 2.7524           | 2.7622 | 494.71          | 495.71 | 1.00              | 1.25                               | 1.25            | 1.25    | 75                         | 130                                 |
| 14-Feb-12 | 10:30         | Cloudy            | 002194           | 2.7293           | 2.7360 | 495.32          | 496.32 | 1.00              | 1.19                               | 1.19            | 1.19    | 71                         | 94                                  |
| 14-Feb-12 | 13:00         | Cloudy            | 002198           | 2.7617           | 2.7702 | 496.32          | 497.32 | 1.00              | 1.22                               | 1.22            | 1.22    | 73                         | 117                                 |
| 14-Feb-12 | 14:05         | Cloudy            | 002200           | 2.7613           | 2.7696 | 497.32          | 498.32 | 1.00              | 1.24                               | 1.26            | 1.25    | 75                         | 111                                 |
| 20-Feb-12 | 8:35          | Cloudy            | 002210           | 2.7536           | 2.7685 | 555.74          | 556.74 | 1.00              | 1.24                               | 1.27            | 1.26    | 75                         | 198                                 |
| 20-Feb-12 | 9:38          | Cloudy            | 002254           | 2.7664           | 2.7800 | 556.74          | 557.74 | 1.00              | 1.24                               | 1.24            | 1.24    | 75                         | 182                                 |
| 20-Feb-12 | 15:50         | Cloudy            | 002119           | 2.7667           | 2.7845 | 557.74          | 558.74 | 1.00              | 1.27                               | 1.24            | 1.26    | 75                         | 236                                 |
| 25-Feb-12 | 8:45          | Cloudy            | 002256           | 2.8082           | 2.8163 | 582.73          | 583.73 | 1.00              | 1.23                               | 1.25            | 1.24    | 74                         | 109                                 |
| 25-Feb-12 | 9:50          | Cloudy            | 002206           | 2.7354           | 2.7437 | 583.73          | 584.73 | 1.00              | 1.23                               | 1.30            | 1.26    | 76                         | 110                                 |
| 25-Feb-12 | 10:55         | Cloudy            | 002205           | 2.7288           | 2.7369 | 584.73          | 585.73 | 1.00              | 1.23                               | 1.27            | 1.25    | 75                         | 108                                 |



Location: CMA2a - Causeway Bay Community Centre

Report on 24-hour TSP monitoring  
Action Level ( $\mu\text{g}/\text{m}^3$ ) - 169.5  
Limit Level ( $\mu\text{g}/\text{m}^3$ ) - 260

| Date      | Sampling Time | Weather Condition | Filter paper no. | Filter Weight, g |        | Elapse Time, hr |          | Sampling Time, hr | Flow Rate, $\text{m}^3/\text{min}$ |                 |         | Total Volume, $\text{m}^3$ | TSP Level, $\mu\text{g}/\text{m}^3$ |
|-----------|---------------|-------------------|------------------|------------------|--------|-----------------|----------|-------------------|------------------------------------|-----------------|---------|----------------------------|-------------------------------------|
|           |               |                   |                  | Initial          | Final  | Initial         | Final    |                   | Initial, $Q_{si}$                  | Final, $Q_{sf}$ | Average |                            |                                     |
| 1-Feb-12  | 8:00          | Sunny             | 001989           | 2.7633           | 2.8787 | 10251.90        | 10275.90 | 24.00             | 1.24                               | 1.29            | 1.26    | 1819                       | 63                                  |
| 7-Feb-12  | 8:00          | Cloudy            | 002004           | 2.7482           | 2.9003 | 10278.90        | 10302.88 | 23.98             | 1.50                               | 1.46            | 1.48    | 2128                       | 71                                  |
| 13-Feb-12 | 8:00          | Cloudy            | 002063           | 2.7787           | 2.9933 | 10305.89        | 10329.90 | 24.01             | 1.47                               | 1.42            | 1.44    | 2080                       | 103                                 |
| 18-Feb-12 | 8:00          | Cloudy            | 002201           | 2.7590           | 3.0172 | 10332.90        | 10356.89 | 23.99             | 1.49                               | 1.39            | 1.44    | 2079                       | 124                                 |
| 24-Feb-12 | 8:00          | Cloudy            | 002182           | 2.7366           | 2.8782 | 10359.89        | 10383.88 | 23.99             | 1.50                               | 1.39            | 1.44    | 2080                       | 68                                  |

Report on 1-hour TSP monitoring  
Action Level ( $\mu\text{g}/\text{m}^3$ ) - 323.4  
Limit Level ( $\mu\text{g}/\text{m}^3$ ) - 500

| Date      | Sampling Time | Weather Condition | Filter paper no. | Filter Weight, g |        | Elapse Time, hr |          | Sampling Time, hr | Flow Rate, $\text{m}^3/\text{min}$ |                 |         | Total Volume, $\text{m}^3$ | TSP Level, $\mu\text{g}/\text{m}^3$ |
|-----------|---------------|-------------------|------------------|------------------|--------|-----------------|----------|-------------------|------------------------------------|-----------------|---------|----------------------------|-------------------------------------|
|           |               |                   |                  | Initial          | Final  | Initial         | Final    |                   | Initial, $Q_{si}$                  | Final, $Q_{sf}$ | Average |                            |                                     |
| 2-Feb-12  | 8:31          | Sunny             | 002104           | 2.7929           | 2.8014 | 10275.90        | 10276.90 | 1.00              | 1.45                               | 1.45            | 1.45    | 87                         | 98                                  |
| 2-Feb-12  | 9:36          | Sunny             | 002109           | 2.8168           | 2.8263 | 10276.90        | 10277.90 | 1.00              | 1.47                               | 1.47            | 1.47    | 88                         | 107                                 |
| 2-Feb-12  | 10:55         | Sunny             | 002108           | 2.7929           | 2.8088 | 10277.90        | 10278.90 | 1.00              | 1.47                               | 1.45            | 1.46    | 88                         | 181                                 |
| 8-Feb-12  | 8:30          | Cloudy            | 001969           | 2.8060           | 2.8173 | 10302.89        | 10303.89 | 1.00              | 1.46                               | 1.46            | 1.46    | 87                         | 129                                 |
| 8-Feb-12  | 9:46          | Cloudy            | 001971           | 2.7596           | 2.7697 | 10303.89        | 10304.89 | 1.00              | 1.51                               | 1.46            | 1.48    | 89                         | 113                                 |
| 8-Feb-12  | 10:58         | Cloudy            | 001973           | 2.7751           | 2.7838 | 10304.89        | 10305.89 | 1.00              | 1.51                               | 1.48            | 1.50    | 90                         | 97                                  |
| 14-Feb-12 | 9:10          | Cloudy            | 002197           | 2.7501           | 2.7562 | 10329.90        | 10330.90 | 1.00              | 1.44                               | 1.44            | 1.44    | 86                         | 71                                  |
| 14-Feb-12 | 10:15         | Cloudy            | 002193           | 2.7509           | 2.7574 | 10330.90        | 10331.90 | 1.00              | 1.44                               | 1.44            | 1.44    | 86                         | 75                                  |
| 14-Feb-12 | 13:00         | Cloudy            | 002196           | 2.7407           | 2.7487 | 10331.90        | 10332.90 | 1.00              | 1.47                               | 1.47            | 1.47    | 88                         | 91                                  |
| 20-Feb-12 | 8:25          | Cloudy            | 002221           | 2.7914           | 2.8032 | 10356.89        | 10357.89 | 1.00              | 1.50                               | 1.50            | 1.50    | 90                         | 131                                 |
| 20-Feb-12 | 9:27          | Cloudy            | 002211           | 2.7254           | 2.7406 | 10357.89        | 10358.89 | 1.00              | 1.50                               | 1.50            | 1.50    | 90                         | 169                                 |
| 20-Feb-12 | 15:36         | Cloudy            | 002118           | 2.7806           | 2.7942 | 10358.89        | 10359.89 | 1.00              | 1.50                               | 1.50            | 1.50    | 90                         | 151                                 |
| 25-Feb-12 | 8:32          | Cloudy            | 002255           | 2.7932           | 2.8017 | 10383.88        | 10384.88 | 1.00              | 1.47                               | 1.50            | 1.49    | 89                         | 95                                  |
| 25-Feb-12 | 9:36          | Cloudy            | 002209           | 2.7622           | 2.7710 | 10384.88        | 10385.88 | 1.00              | 1.47                               | 1.47            | 1.47    | 88                         | 100                                 |
| 25-Feb-12 | 10:40         | Cloudy            | 002208           | 2.7504           | 2.7598 | 10385.88        | 10386.88 | 1.00              | 1.47                               | 1.47            | 1.47    | 88                         | 106                                 |



Location: CMA3a - CWB PRE Site Office Area

Report on 24-hour TSP monitoring  
 Action Level ( $\mu\text{g}/\text{m}^3$ ) - 171  
 Limit Level ( $\mu\text{g}/\text{m}^3$ ) - 260

| Date      | Sampling Time | Weather Condition | Filter paper no. | Filter Weight, g |        | Elapse Time, hr |          | Sampling Time, hr | Flow Rate, $\text{m}^3/\text{min}$ |                 |         | Total Volume, $\text{m}^3$ | TSP Level, $\mu\text{g}/\text{m}^3$ |
|-----------|---------------|-------------------|------------------|------------------|--------|-----------------|----------|-------------------|------------------------------------|-----------------|---------|----------------------------|-------------------------------------|
|           |               |                   |                  | Initial          | Final  | Initial         | Final    |                   | Initial, $Q_{si}$                  | Final, $Q_{sf}$ | Average |                            |                                     |
| 1-Feb-12  | 8:00          | Sunny             | 002021           | 2.7961           | 3.0180 | 10819.42        | 10843.41 | 23.99             | 1.42                               | 1.42            | 1.42    | 2046                       | 108                                 |
| 7-Feb-12  | 8:00          | Cloudy            | 001968           | 2.7981           | 3.0211 | 10846.41        | 10870.41 | 24.00             | 1.36                               | 1.37            | 1.37    | 1969                       | 113                                 |
| 14-Feb-12 | 8:00          | Cloudy            | 001985           | 2.7534           | 2.9250 | 10898.64        | 10922.65 | 24.01             | 1.38                               | 1.32            | 1.35    | 1949                       | 88                                  |
| 18-Feb-12 | 8:00          | Cloudy            | 002053           | 2.7979           | 3.0659 | 10922.65        | 10946.64 | 23.99             | 1.33                               | 1.33            | 1.33    | 1912                       | 140                                 |
| 24-Feb-12 | 8:00          | Cloudy            | 002187           | 2.7404           | 2.8786 | 10949.64        | 10973.63 | 23.99             | 1.33                               | 1.33            | 1.33    | 1913                       | 72                                  |

\* Due to lack of electricity supply, the 24 hr-TSPs were rescheduled from 13 Feb 2012 to 14 Feb 2012

Report on 1-hour TSP monitoring  
 Action Level ( $\mu\text{g}/\text{m}^3$ ) - 311.3  
 Limit Level ( $\mu\text{g}/\text{m}^3$ ) - 500

| Date      | Sampling Time | Weather Condition | Filter paper no. | Filter Weight, g |        | Elapse Time, hr |          | Sampling Time, hr | Flow Rate, $\text{m}^3/\text{min}$ |                 |         | Total Volume, $\text{m}^3$ | TSP Level, $\mu\text{g}/\text{m}^3$ |
|-----------|---------------|-------------------|------------------|------------------|--------|-----------------|----------|-------------------|------------------------------------|-----------------|---------|----------------------------|-------------------------------------|
|           |               |                   |                  | Initial          | Final  | Initial         | Final    |                   | Initial, $Q_{si}$                  | Final, $Q_{sf}$ | Average |                            |                                     |
| 2-Feb-12  | 13:00         | Cloudy            | 002089           | 2.7948           | 2.8063 | 10843.41        | 10844.41 | 1.00              | 1.33                               | 1.33            | 1.33    | 80                         | 144                                 |
| 2-Feb-12  | 15:30         | Cloudy            | 001963           | 2.7800           | 2.8028 | 10844.41        | 10845.41 | 1.00              | 1.33                               | 1.33            | 1.33    | 80                         | 285                                 |
| 2-Feb-12  | 16:40         | Cloudy            | 001964           | 2.8026           | 2.8171 | 10845.41        | 10846.41 | 1.00              | 1.33                               | 1.33            | 1.33    | 80                         | 182                                 |
| 8-Feb-12  | 8:38          | Cloudy            | 002106           | 2.7912           | 2.8142 | 10870.41        | 10871.41 | 1.00              | 1.40                               | 1.40            | 1.40    | 84                         | 273                                 |
| 8-Feb-12  | 9:43          | Cloudy            | 002128           | 2.7470           | 2.7658 | 10871.41        | 10872.41 | 1.00              | 1.43                               | 1.43            | 1.43    | 86                         | 219                                 |
| 8-Feb-12  | 10:48         | Cloudy            | 002122           | 2.7622           | 2.7766 | 10872.41        | 10873.41 | 1.00              | 1.43                               | 1.46            | 1.45    | 87                         | 166                                 |
| 14-Feb-12 | 10:35         | Cloudy            | 001977           | 2.7645           | 2.7751 | 10895.64        | 10896.64 | 1.00              | 1.33                               | 1.33            | 1.33    | 80                         | 133                                 |
| 14-Feb-12 | 13:12         | Cloudy            | 001979           | 2.7502           | 2.7643 | 10896.64        | 10897.64 | 1.00              | 1.33                               | 1.33            | 1.33    | 80                         | 177                                 |
| 14-Feb-12 | 14:18         | Cloudy            | 001981           | 2.7557           | 2.7653 | 10897.64        | 10898.64 | 1.00              | 1.33                               | 1.33            | 1.33    | 80                         | 121                                 |
| 20-Feb-12 | 8:38          | Cloudy            | 002133           | 2.7406           | 2.7527 | 10946.64        | 10947.64 | 1.00              | 1.27                               | 1.21            | 1.24    | 74                         | 162                                 |
| 20-Feb-12 | 9:43          | Cloudy            | 002135           | 2.7502           | 2.7618 | 10947.64        | 10948.64 | 1.00              | 1.33                               | 1.33            | 1.33    | 80                         | 145                                 |
| 20-Feb-12 | 15:25         | Cloudy            | 002117           | 2.7780           | 2.7908 | 10948.64        | 10949.64 | 1.00              | 1.30                               | 1.33            | 1.32    | 79                         | 162                                 |
| 25-Feb-12 | 8:11          | Cloudy            | 002142           | 2.7451           | 2.7552 | 10973.63        | 10974.63 | 1.00              | 1.30                               | 1.30            | 1.30    | 78                         | 129                                 |
| 25-Feb-12 | 9:16          | Cloudy            | 002144           | 2.7284           | 2.7374 | 10974.63        | 10975.63 | 1.00              | 1.33                               | 1.27            | 1.30    | 78                         | 115                                 |
| 25-Feb-12 | 10:23         | Cloudy            | 002146           | 2.7325           | 2.7427 | 10975.63        | 10976.63 | 1.00              | 1.27                               | 1.27            | 1.27    | 76                         | 134                                 |



Location: CMA4a - SPCA

Report on 24-hour TSP monitoring

Action Level ( $\mu\text{g}/\text{m}^3$ ) - 171.2  
Limit Level ( $\mu\text{g}/\text{m}^3$ ) - 260

| Date      | Sampling Time | Weather Condition | Filter paper no. | Filter Weight, g |        | Elapse Time, hr |          | Sampling Time, hr | Flow Rate, $\text{m}^3/\text{min}$ |                 |         | Total Volume, $\text{m}^3$ | TSP Level, $\mu\text{g}/\text{m}^3$ |
|-----------|---------------|-------------------|------------------|------------------|--------|-----------------|----------|-------------------|------------------------------------|-----------------|---------|----------------------------|-------------------------------------|
|           |               |                   |                  | Initial          | Final  | Initial         | Final    |                   | Initial, $Q_{si}$                  | Final, $Q_{sf}$ | Average |                            |                                     |
| 1-Feb-12  | 8:00          | Sunny             | 001725           | 2.7689           | 2.8984 | 14470.32        | 14494.32 | 24.00             | 1.35                               | 1.37            | 1.36    | 1956                       | 66                                  |
| 7-Feb-12  | 8:00          | Cloudy            | 001967           | 2.8054           | 3.0973 | 14497.32        | 14521.32 | 24.00             | 1.37                               | 1.36            | 1.36    | 1961                       | 149                                 |
| 13-Feb-12 | 8:00          | Cloudy            | 002123           | 2.7489           | 3.0493 | 14524.32        | 14548.32 | 24.00             | 1.34                               | 1.36            | 1.35    | 1950                       | 154                                 |
| 18-Feb-12 | 8:00          | Cloudy            | 001983           | 2.7556           | 2.9606 | 14551.32        | 14575.31 | 23.99             | 1.32                               | 1.32            | 1.32    | 1902                       | 108                                 |
| 24-Feb-12 | 8:00          | Cloudy            | 002116           | 2.7746           | 2.8735 | 14578.31        | 14602.30 | 23.99             | 1.32                               | 1.30            | 1.31    | 1887                       | 52                                  |

Report on 1-hour TSP monitoring

Action Level ( $\mu\text{g}/\text{m}^3$ ) - 312.5  
Limit Level ( $\mu\text{g}/\text{m}^3$ ) - 500

| Date      | Sampling Time | Weather Condition | Filter paper no. | Filter Weight, g |        | Elapse Time, hr |          | Sampling Time, hr | Flow Rate, $\text{m}^3/\text{min}$ |                 |         | Total Volume, $\text{m}^3$ | TSP Level, $\mu\text{g}/\text{m}^3$ |
|-----------|---------------|-------------------|------------------|------------------|--------|-----------------|----------|-------------------|------------------------------------|-----------------|---------|----------------------------|-------------------------------------|
|           |               |                   |                  | Initial          | Final  | Initial         | Final    |                   | Initial, $Q_{si}$                  | Final, $Q_{sf}$ | Average |                            |                                     |
| 2-Feb-12  | 13:00         | Sunny             | 002107           | 2.7820           | 2.7953 | 14494.32        | 14495.32 | 1.00              | 1.37                               | 1.32            | 1.35    | 81                         | 165                                 |
| 2-Feb-12  | 15:15         | Sunny             | 001961           | 2.7760           | 2.7897 | 14495.32        | 14496.32 | 1.00              | 1.35                               | 1.35            | 1.35    | 81                         | 170                                 |
| 2-Feb-12  | 16:57         | Sunny             | 001962           | 2.7789           | 2.7940 | 14496.32        | 14497.32 | 1.00              | 1.32                               | 1.32            | 1.32    | 79                         | 190                                 |
| 8-Feb-12  | 8:22          | Cloudy            | 002130           | 2.7449           | 2.7504 | 14521.32        | 14522.32 | 1.00              | 1.33                               | 1.33            | 1.33    | 80                         | 69                                  |
| 8-Feb-12  | 9:28          | Cloudy            | 002129           | 2.7630           | 2.7763 | 14522.32        | 14523.32 | 1.00              | 1.38                               | 1.38            | 1.38    | 83                         | 161                                 |
| 8-Feb-12  | 10:35         | Cloudy            | 002121           | 2.7456           | 2.7532 | 14523.32        | 14524.32 | 1.00              | 1.33                               | 1.33            | 1.33    | 80                         | 95                                  |
| 14-Feb-12 | 10:59         | Cloudy            | 001978           | 2.7274           | 2.7338 | 14548.32        | 14549.32 | 1.00              | 1.32                               | 1.32            | 1.32    | 79                         | 81                                  |
| 14-Feb-12 | 13:31         | Cloudy            | 001980           | 2.7521           | 2.7578 | 14549.32        | 14550.32 | 1.00              | 1.32                               | 1.27            | 1.30    | 78                         | 73                                  |
| 14-Feb-12 | 14:36         | Cloudy            | 001982           | 2.7360           | 2.7464 | 14550.32        | 14551.32 | 1.00              | 1.32                               | 1.32            | 1.32    | 79                         | 131                                 |
| 20-Feb-12 | 8:20          | Cloudy            | 002132           | 2.7422           | 2.7517 | 14575.31        | 14576.31 | 1.00              | 1.16                               | 1.16            | 1.16    | 70                         | 136                                 |
| 20-Feb-12 | 9:25          | Cloudy            | 002134           | 2.7307           | 2.7416 | 14576.31        | 14577.31 | 1.00              | 1.16                               | 1.11            | 1.14    | 68                         | 160                                 |
| 20-Feb-12 | 10:32         | Cloudy            | 002136           | 2.7409           | 2.7449 | 14577.31        | 14578.31 | 1.00              | 1.16                               | 1.16            | 1.16    | 70                         | 57                                  |
| 25-Feb-12 | 8:31          | Cloudy            | 002143           | 2.7490           | 2.7585 | 14602.30        | 14603.30 | 1.00              | 1.32                               | 1.30            | 1.31    | 79                         | 121                                 |
| 25-Feb-12 | 9:35          | Cloudy            | 002145           | 2.7345           | 2.7439 | 14603.30        | 14604.30 | 1.00              | 1.32                               | 1.32            | 1.32    | 79                         | 118                                 |
| 25-Feb-12 | 10:41         | Cloudy            | 002140           | 2.7414           | 2.7499 | 14604.30        | 14605.30 | 1.00              | 1.35                               | 1.32            | 1.33    | 80                         | 106                                 |



Location: CMA5a - Children Garden opposite to Pedestrian Plaza

Report on 24-hour TSP monitoring

Action Level ( $\mu\text{g}/\text{m}^3$ ) - 181  
Limit Level ( $\mu\text{g}/\text{m}^3$ ) - 260

| Date      | Sampling Time | Weather Condition | Filter paper no. | Filter Weight, g |        | Elapse Time, hr |          | Sampling Time, hr | Flow Rate, $\text{m}^3/\text{min}$ |                 |         | Total Volume, $\text{m}^3$ | TSP Level, $\mu\text{g}/\text{m}^3$ |
|-----------|---------------|-------------------|------------------|------------------|--------|-----------------|----------|-------------------|------------------------------------|-----------------|---------|----------------------------|-------------------------------------|
|           |               |                   |                  | Initial          | Final  | Initial         | Final    |                   | Initial, $Q_{si}$                  | Final, $Q_{sf}$ | Average |                            |                                     |
| 1-Feb-12  | 8:00          | Sunny             | 002070           | 2.7990           | 2.9433 | 15463.74        | 15487.64 | 23.90             | 1.26                               | 1.26            | 1.26    | 1804                       | 80                                  |
| 7-Feb-12  | 8:00          | Cloudy            | 001966           | 2.8043           | 2.9097 | 15490.64        | 15514.64 | 24.00             | 1.26                               | 1.31            | 1.29    | 1852                       | 57                                  |
| 13-Feb-12 | 8:00          | Cloudy            | 001976           | 2.7490           | 2.9003 | 15517.64        | 15541.64 | 24.00             | 1.26                               | 1.30            | 1.28    | 1840                       | 82                                  |
| 20-Feb-12 | 15:18         | Cloudy            | 002188           | 2.7335           | 2.8693 | 15551.44        | 15575.42 | 23.98             | 1.28                               | 1.28            | 1.28    | 1841                       | 74                                  |
| 24-Feb-12 | 8:00          | Cloudy            | 002113           | 2.8214           | 2.9115 | 15575.42        | 15599.42 | 24.00             | 1.28                               | 1.28            | 1.28    | 1842                       | 49                                  |

\* Due to lack of electricity supply, the 24 hr-TSPs were rescheduled from 18 Feb 2012 to 20 Feb 2012

Report on 1-hour TSP monitoring

Level ( $\mu\text{g}/\text{m}^3$ ) - 332  
Level ( $\mu\text{g}/\text{m}^3$ ) - 500

| Date      | Sampling Time | Weather Condition | Filter paper no. | Filter Weight, g |        | Elapse Time, hr |          | Sampling Time, hr | Flow Rate, $\text{m}^3/\text{min}$ |                 |         | Total Volume, $\text{m}^3$ | TSP Level, $\mu\text{g}/\text{m}^3$ |
|-----------|---------------|-------------------|------------------|------------------|--------|-----------------|----------|-------------------|------------------------------------|-----------------|---------|----------------------------|-------------------------------------|
|           |               |                   |                  | Initial          | Final  | Initial         | Final    |                   | Initial, $Q_{si}$                  | Final, $Q_{sf}$ | Average |                            |                                     |
| 2-Feb-12  | 8:05          | Sunny             | 002075           | 2.7856           | 2.7929 | 15487.64        | 15488.64 | 1.00              | 1.28                               | 1.28            | 1.28    | 77                         | 95                                  |
| 2-Feb-12  | 9:08          | Sunny             | 002102           | 2.7998           | 2.8067 | 15488.64        | 15489.64 | 1.00              | 1.28                               | 1.26            | 1.27    | 76                         | 91                                  |
| 2-Feb-12  | 10:15         | Sunny             | 002101           | 2.8017           | 2.8120 | 15489.64        | 15490.64 | 1.00              | 1.28                               | 1.28            | 1.28    | 77                         | 134                                 |
| 8-Feb-12  | 8:05          | Cloudy            | 002096           | 2.7914           | 2.7986 | 15514.64        | 15515.64 | 1.00              | 1.31                               | 1.31            | 1.31    | 79                         | 91                                  |
| 8-Feb-12  | 9:07          | Cloudy            | 002091           | 2.7967           | 2.8034 | 15515.64        | 15516.64 | 1.00              | 1.31                               | 1.31            | 1.31    | 79                         | 85                                  |
| 8-Feb-12  | 14:23         | Cloudy            | 002090           | 2.7977           | 2.8055 | 15516.64        | 15517.64 | 1.00              | 1.31                               | 1.31            | 1.31    | 79                         | 99                                  |
| 14-Feb-12 | 8:11          | Cloudy            | 002078           | 2.8061           | 2.8119 | 15541.64        | 15542.64 | 1.00              | 1.25                               | 1.30            | 1.28    | 77                         | 76                                  |
| 14-Feb-12 | 9:22          | Cloudy            | 002088           | 2.7787           | 2.7834 | 15542.64        | 15543.64 | 1.00              | 1.16                               | 1.16            | 1.16    | 69                         | 68                                  |
| 14-Feb-12 | 10:25         | Cloudy            | 002081           | 2.7932           | 2.7990 | 15543.64        | 15544.64 | 1.00              | 1.25                               | 1.25            | 1.25    | 75                         | 77                                  |
| 20-Feb-12 | 8:20          | Cloudy            | 002111           | 2.8254           | 2.8288 | 15548.44        | 15549.44 | 1.00              | 1.30                               | 1.26            | 1.28    | 77                         | 44                                  |
| 20-Feb-12 | 13:00         | Cloudy            | 002112           | 2.8284           | 2.8389 | 15549.44        | 15550.44 | 1.00              | 1.30                               | 1.30            | 1.30    | 78                         | 134                                 |
| 20-Feb-12 | 14:15         | Cloudy            | 002174           | 2.7533           | 2.7566 | 15550.44        | 15551.44 | 1.00              | 1.26                               | 1.26            | 1.26    | 75                         | 44                                  |
| 25-Feb-12 | 8:00          | Cloudy            | 002120           | 2.7653           | 2.7703 | 15599.42        | 15600.42 | 1.00              | 1.26                               | 1.26            | 1.26    | 76                         | 66                                  |
| 25-Feb-12 | 9:05          | Cloudy            | 002114           | 2.8158           | 2.8205 | 15600.42        | 15601.42 | 1.00              | 1.23                               | 1.21            | 1.22    | 73                         | 64                                  |
| 25-Feb-12 | 10:10         | Cloudy            | 002030           | 2.7724           | 2.7784 | 15601.42        | 15602.42 | 1.00              | 1.23                               | 1.21            | 1.22    | 73                         | 82                                  |



Location: CMA6a - WD2 PRE Office

Report on 24-hour TSP monitoring

Action Level - 187.3  $\mu\text{g}/\text{m}^3$   
Limit Level - 260  $\mu\text{g}/\text{m}^3$

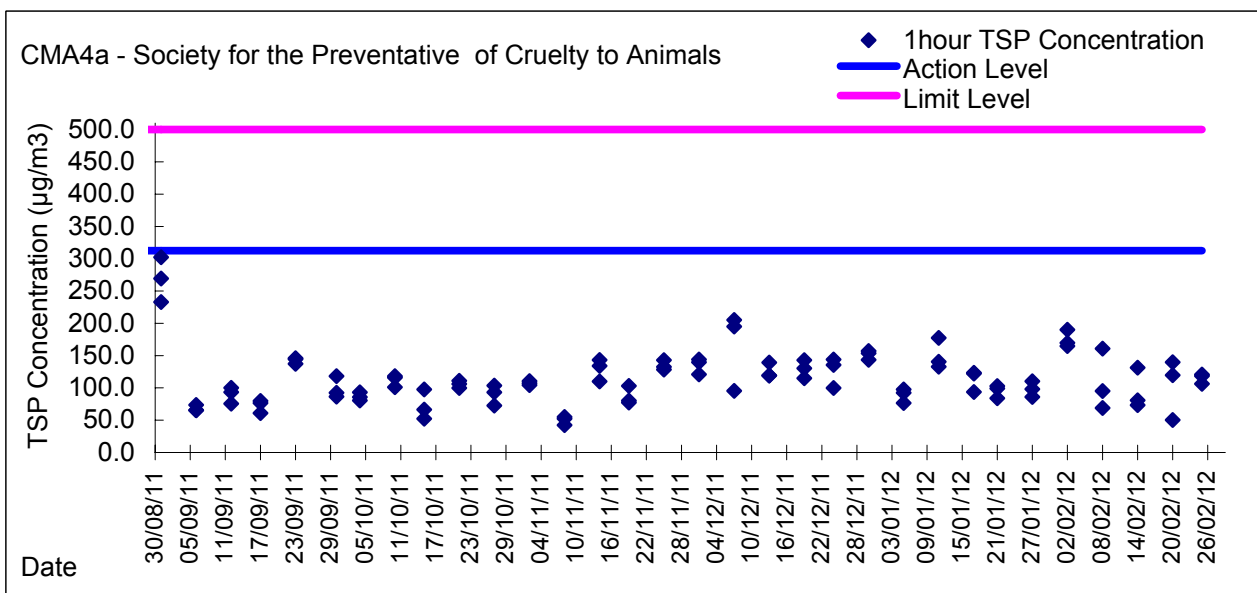
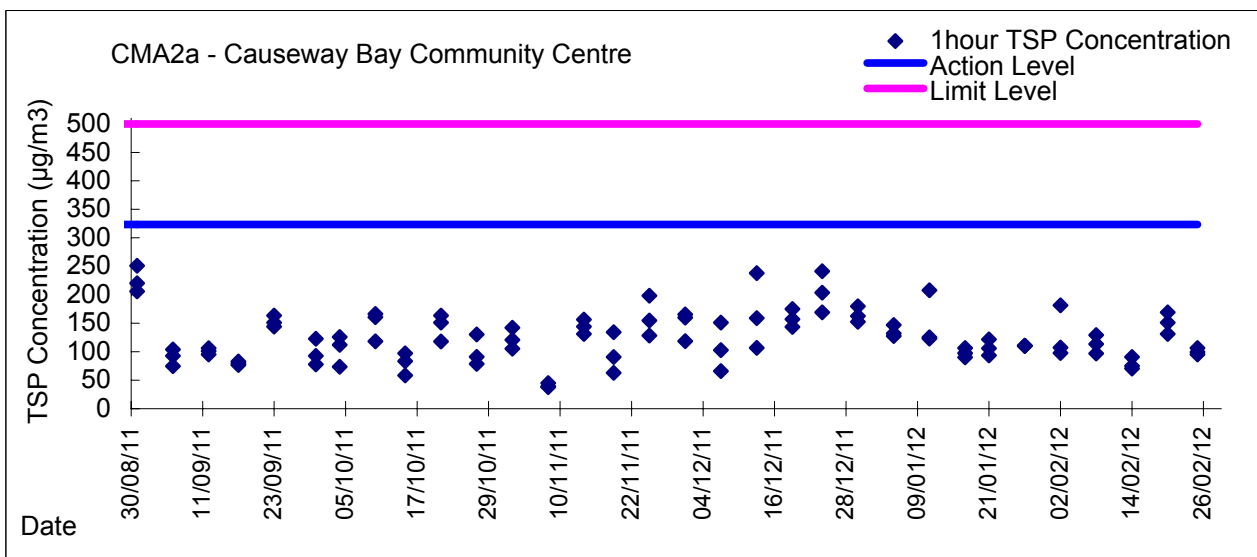
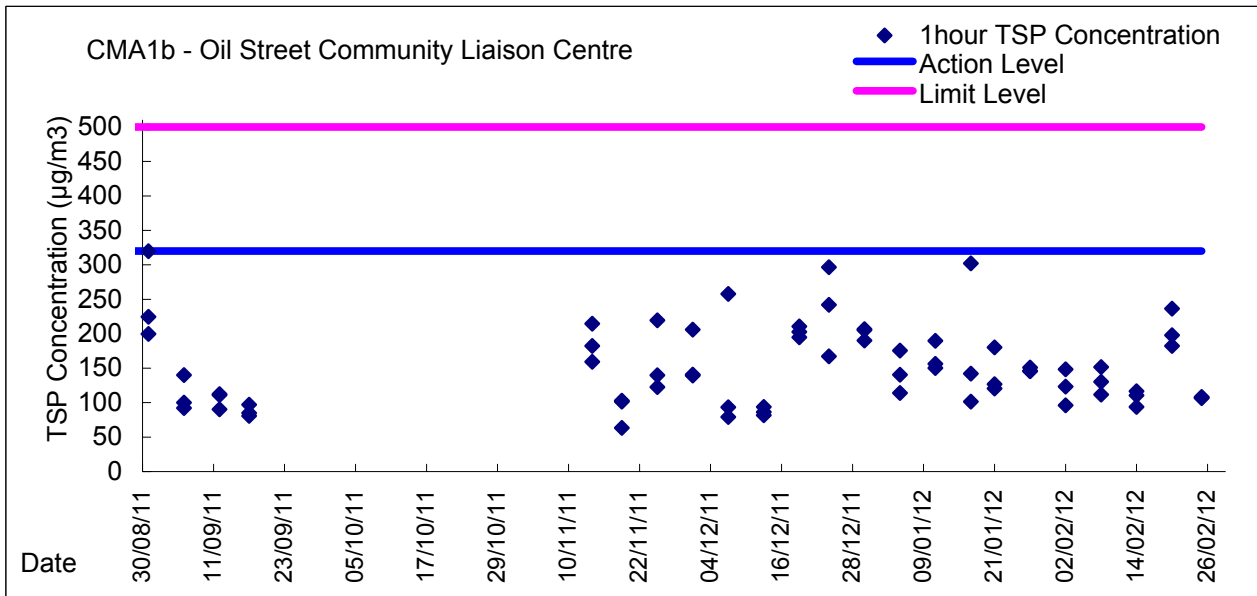
| Date      | Sampling Time | Weather Condition | Filter paper no. | Filter Weight, g |        | Elapse Time, hr |          | Sampling Time, hr | Flow Rate, $\text{m}^3/\text{min}$ |                 |         | Total Volume, $\text{m}^3$ | TSP Level, $\mu\text{g}/\text{m}^3$ |
|-----------|---------------|-------------------|------------------|------------------|--------|-----------------|----------|-------------------|------------------------------------|-----------------|---------|----------------------------|-------------------------------------|
|           |               |                   |                  | Initial          | Final  | Initial         | Final    |                   | Initial, $Q_{si}$                  | Final, $Q_{sf}$ | Average |                            |                                     |
| 1-Feb-12  | 8:00          | Sunny             | 002069           | 2.8022           | 2.9308 | 13752.73        | 13776.73 | 24.00             | 1.27                               | 1.30            | 1.29    | 1855                       | 69                                  |
| 7-Feb-12  | 8:00          | Cloudy            | 001965           | 2.7979           | 2.9008 | 13779.73        | 13803.73 | 24.00             | 1.21                               | 1.25            | 1.23    | 1777                       | 58                                  |
| 13-Feb-12 | 8:00          | Cloudy            | 001975           | 2.7590           | 2.8860 | 13806.73        | 13830.74 | 24.01             | 1.18                               | 1.21            | 1.19    | 1721                       | 74                                  |
| 18-Feb-12 | 8:00          | Cloudy            | 002085           | 2.7857           | 2.9715 | 13833.74        | 13857.73 | 23.99             | 1.24                               | 1.24            | 1.24    | 1784                       | 104                                 |
| 24-Feb-12 | 8:00          | Cloudy            | 002189           | 2.7326           | 2.8095 | 13860.73        | 13884.73 | 24.00             | 1.21                               | 1.21            | 1.21    | 1744                       | 44                                  |

Report on 1-hour TSP monitoring

Action Level - 300.1  $\mu\text{g}/\text{m}^3$   
Limit Level - 500  $\mu\text{g}/\text{m}^3$

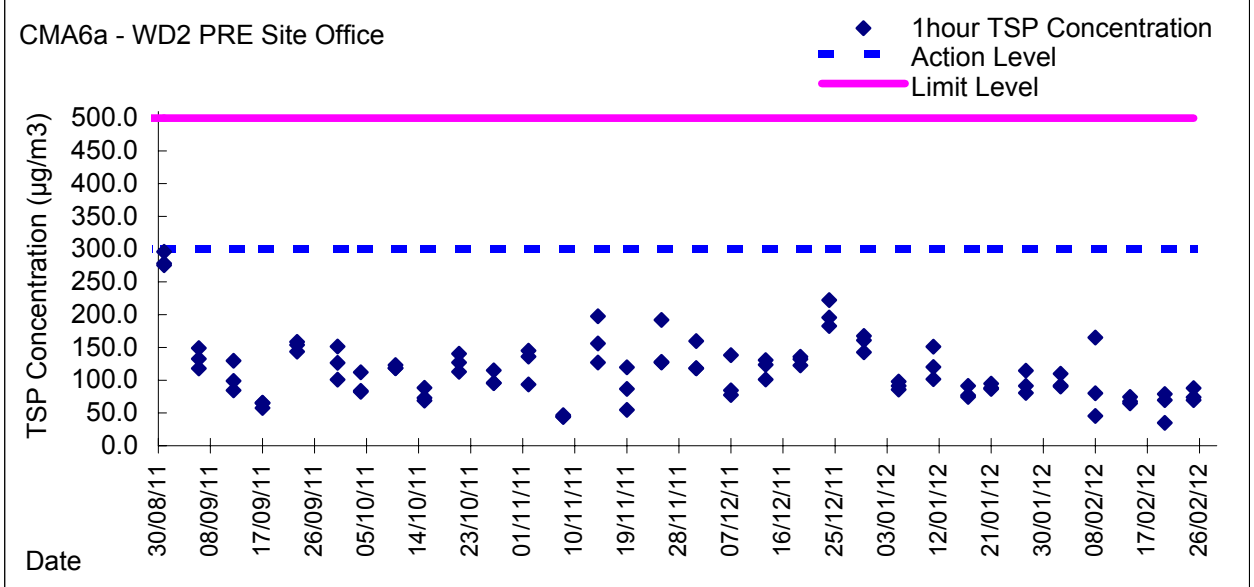
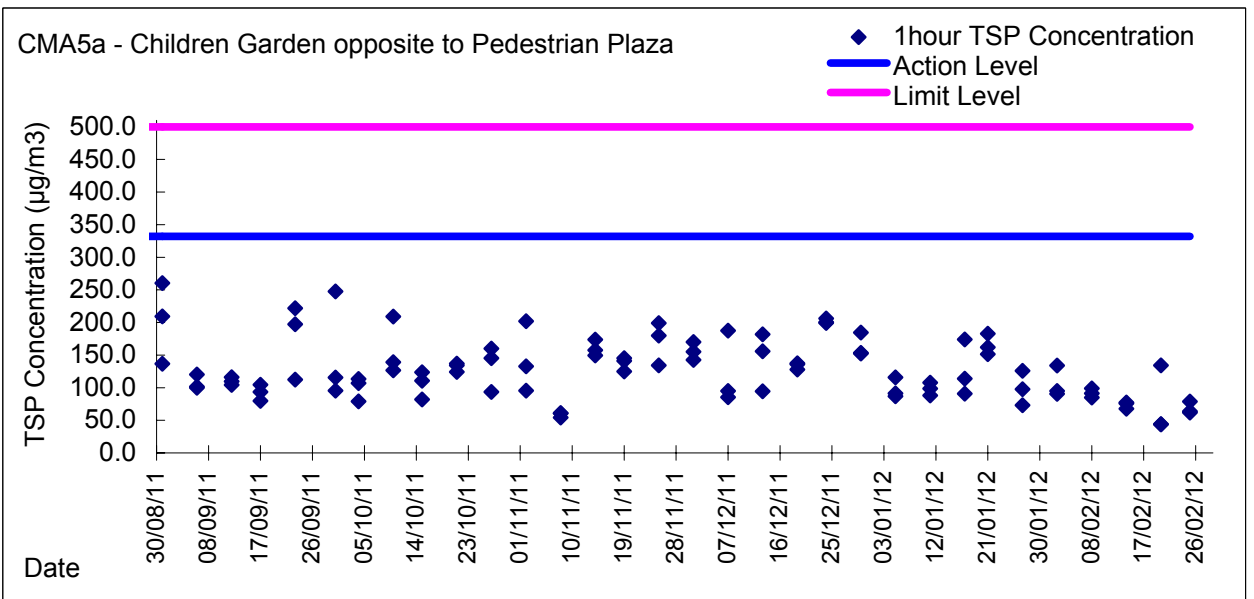
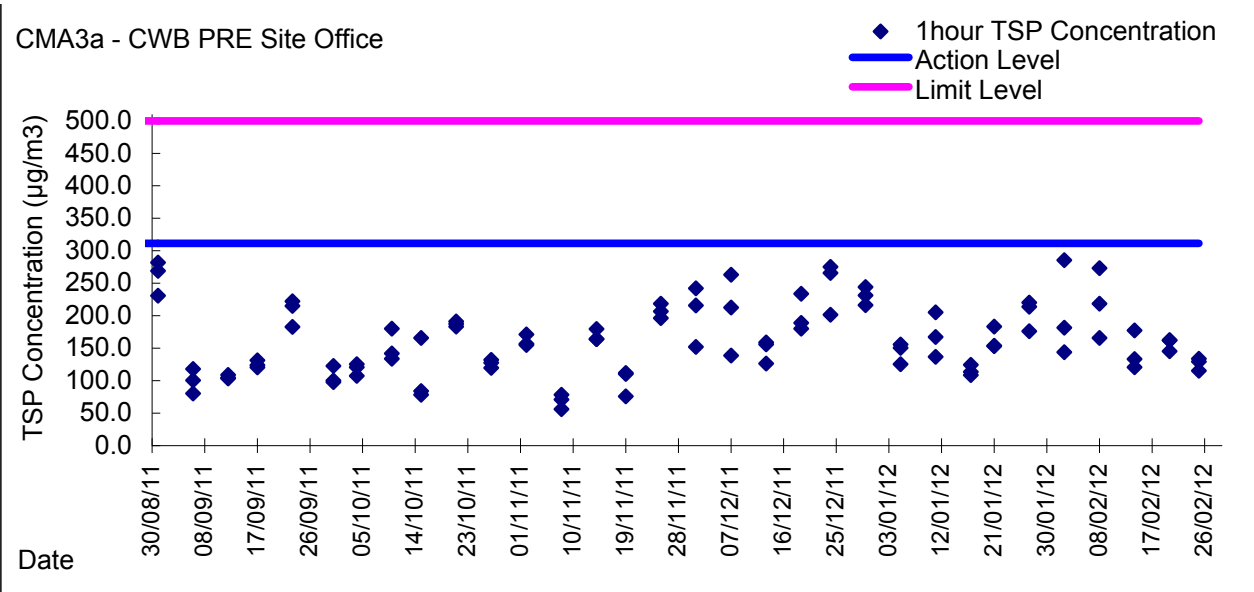
| Date      | Sampling Time | Weather Condition | Filter paper no. | Filter Weight, g |        | Elapse Time, hr |          | Sampling Time, hr | Flow Rate, $\text{m}^3/\text{min}$ |                 |         | Total Volume, $\text{m}^3$ | TSP Level, $\mu\text{g}/\text{m}^3$ |
|-----------|---------------|-------------------|------------------|------------------|--------|-----------------|----------|-------------------|------------------------------------|-----------------|---------|----------------------------|-------------------------------------|
|           |               |                   |                  | Initial          | Final  | Initial         | Final    |                   | Initial, $Q_{si}$                  | Final, $Q_{sf}$ | Average |                            |                                     |
| 2-Feb-12  | 8:10          | Sunny             | 002076           | 2.7675           | 2.7745 | 13776.73        | 13777.73 | 1.00              | 1.27                               | 1.27            | 1.27    | 76                         | 92                                  |
| 2-Feb-12  | 9:15          | Sunny             | 002077           | 2.7806           | 2.7875 | 13777.73        | 13778.73 | 1.00              | 1.27                               | 1.27            | 1.27    | 76                         | 90                                  |
| 2-Feb-12  | 10:30         | Sunny             | 002100           | 2.8148           | 2.8228 | 13778.73        | 13779.73 | 1.00              | 1.21                               | 1.21            | 1.21    | 73                         | 110                                 |
| 8-Feb-12  | 8:12          | Cloudy            | 002092           | 2.7858           | 2.7944 | 13803.73        | 13804.73 | 1.00              | 0.87                               | 0.87            | 0.87    | 52                         | 165                                 |
| 8-Feb-12  | 9:22          | Cloudy            | 002093           | 2.8011           | 2.8072 | 13804.73        | 13805.73 | 1.00              | 1.25                               | 1.28            | 1.27    | 76                         | 80                                  |
| 8-Feb-12  | 14:33         | Cloudy            | 002127           | 2.7667           | 2.7702 | 13805.73        | 13806.73 | 1.00              | 1.28                               | 1.28            | 1.28    | 77                         | 45                                  |
| 14-Feb-12 | 8:25          | Cloudy            | 002080           | 2.7860           | 2.7908 | 13830.74        | 13831.74 | 1.00              | 1.24                               | 1.24            | 1.24    | 74                         | 65                                  |
| 14-Feb-12 | 9:35          | Cloudy            | 002087           | 2.7753           | 2.7809 | 13831.74        | 13832.74 | 1.00              | 1.24                               | 1.27            | 1.25    | 75                         | 75                                  |
| 14-Feb-12 | 10:35         | Cloudy            | 002086           | 2.7870           | 2.7919 | 13832.74        | 13833.74 | 1.00              | 1.21                               | 1.21            | 1.21    | 72                         | 68                                  |
| 20-Feb-12 | 8:10          | Cloudy            | 002083           | 2.7979           | 2.8032 | 13857.73        | 13858.73 | 1.00              | 1.27                               | 1.27            | 1.27    | 76                         | 70                                  |
| 20-Feb-12 | 9:20          | Cloudy            | 002115           | 2.8176           | 2.8203 | 13858.73        | 13859.73 | 1.00              | 1.27                               | 1.30            | 1.29    | 77                         | 35                                  |
| 20-Feb-12 | 13:00         | Cloudy            | 002175           | 2.7628           | 2.7693 | 13859.73        | 13860.73 | 1.00              | 1.39                               | 1.36            | 1.37    | 82                         | 79                                  |
| 25-Feb-12 | 8:10          | Cloudy            | 002028           | 2.7834           | 2.7893 | 13884.73        | 13885.73 | 1.00              | 1.33                               | 1.33            | 1.33    | 80                         | 74                                  |
| 25-Feb-12 | 9:15          | Cloudy            | 002029           | 2.7980           | 2.8033 | 13885.73        | 13886.73 | 1.00              | 1.27                               | 1.27            | 1.27    | 76                         | 70                                  |
| 25-Feb-12 | 10:20         | Cloudy            | 002031           | 2.8033           | 2.8100 | 13886.73        | 13887.73 | 1.00              | 1.27                               | 1.27            | 1.27    | 76                         | 88                                  |

**Graphic Presentation of 1 hour TSP Result**



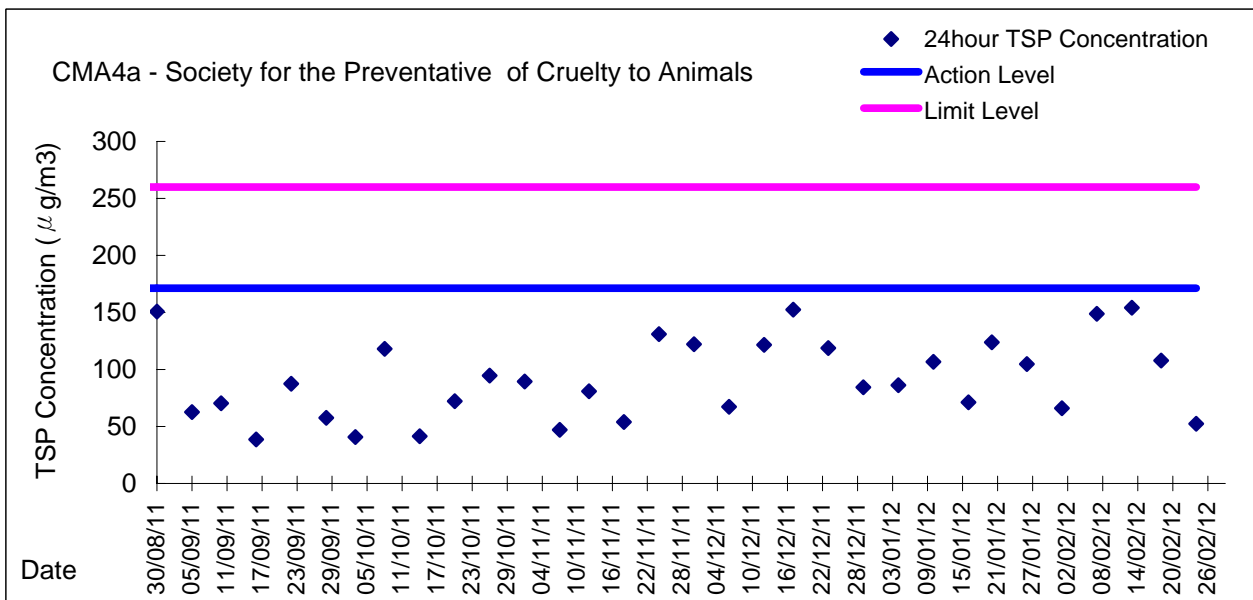
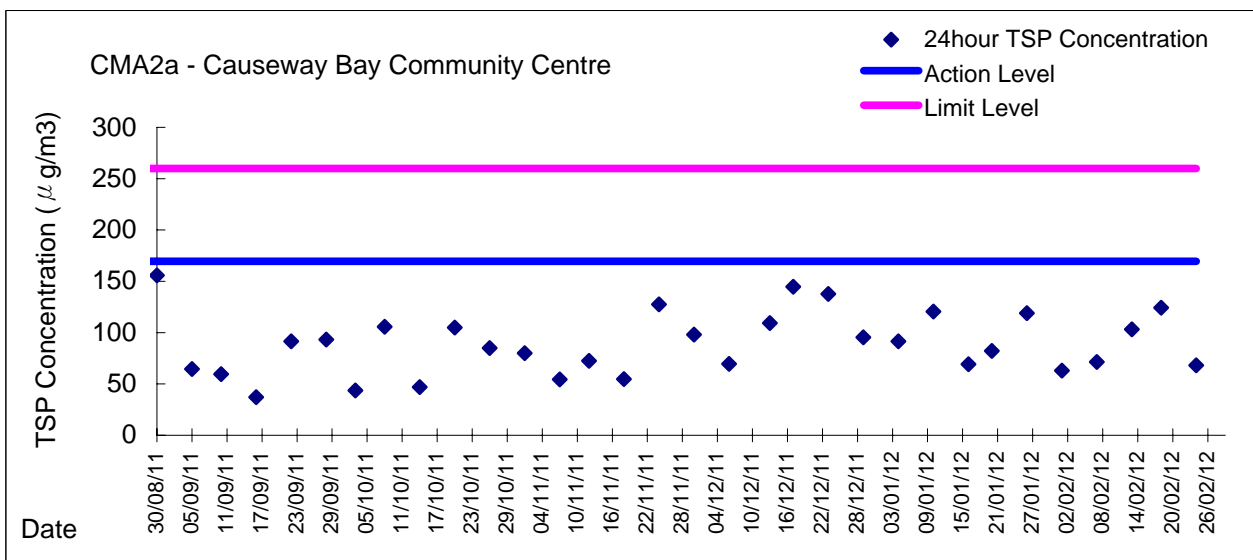
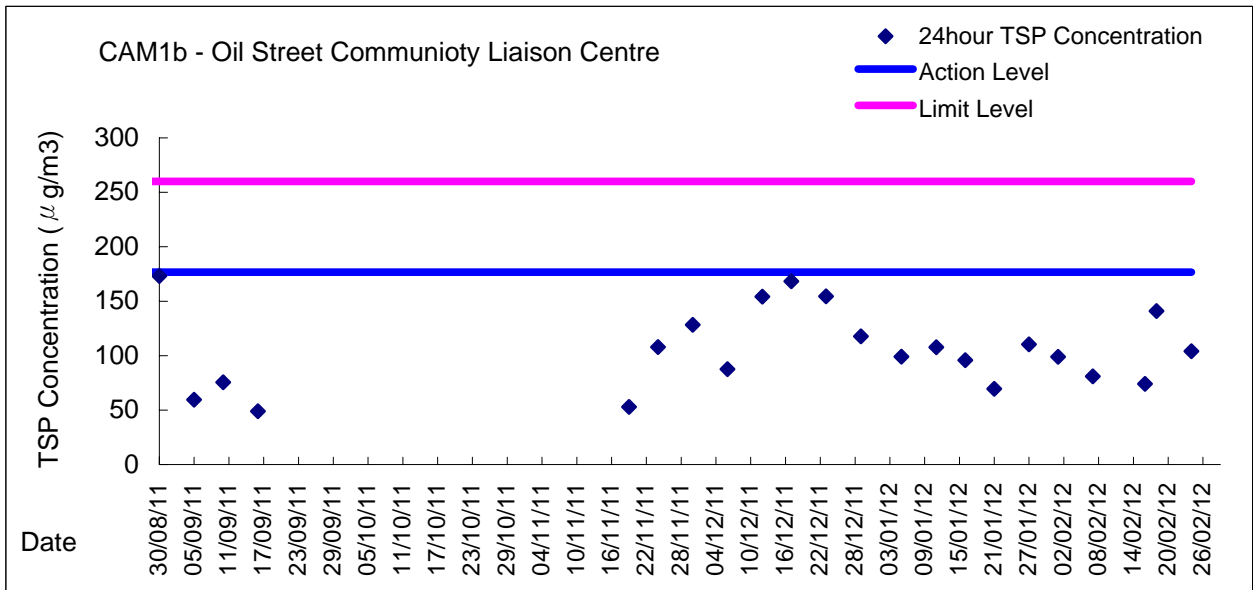


Graphic Presentation of 1 hour TSP Result





**Graphic Presentation of 24 hour TSP Result**





Graphic Presentation of 24 hour TSP Result

